

BLASTMAN B20CX

ROBOT CONFIGURATION

		Range /m/°	Max. Speed	Type
Axis 1	Robot bridge Longitudinal	5 - 100 m	0,3 m/s	Lin.
Axis 2	Arm/cabin carriage across	3 - 35 m	0,25 m/s	Lin.
Axis 3	Rotation of the telescope	360°	18,7°/s	Rot.
Axis 4	Arm/Cabin vertical (Telesc.)	2 - 6 m	0,26 m/s	Lin.
Axis 5	Shoulder	175°	21,5°/s	Rot.
Axis 6	Elbouw	225°	19,9°/s	Rot.
Axis 7	Arm head	360°	180°/s	Rot.
Axis 8	Nozzle	270°	215°/s	Rot.

OPERATION MODES

Manual
Automatic
Parameter based automatic

TEACHING METHODS

Teach In (option)
PTP (option)
Offline (option)
Parameter based (option)

TECHNICAL

Voltage	380-500V 50/60Hz
Contr. voltage	24 VDC
Sealing *	IP65
Assembly	Roof Mounted
Weight **	5100 kg

*Applies to electrics in the blast room

** Depends on width

FEATURES

Control

- Manipulator without robot features
- License for software updates
- PTP Teaching by teach pendant
- Offline teaching
- VPN connection for remote diagnosis and SW updates
- Mobile monitoring
- Control of blast room machineries

Convenience

- AC in Control cabin
- Radio in Control cabin

Blast equipment

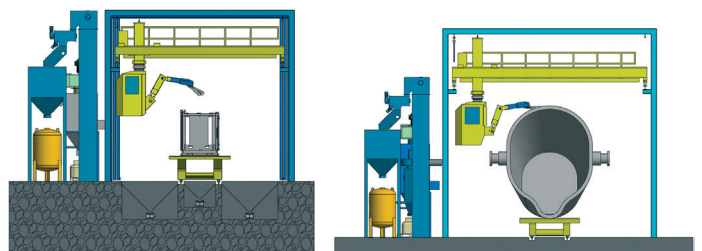
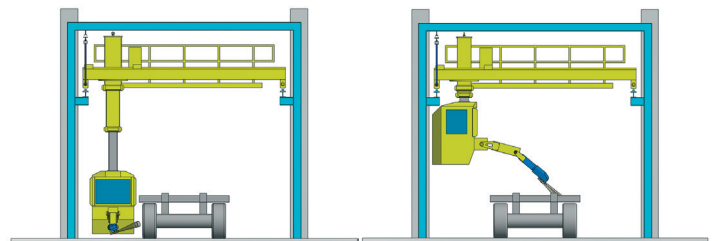
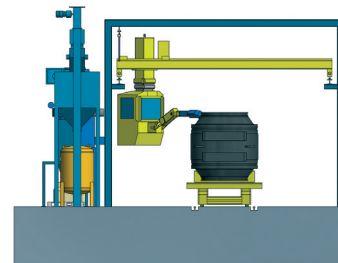
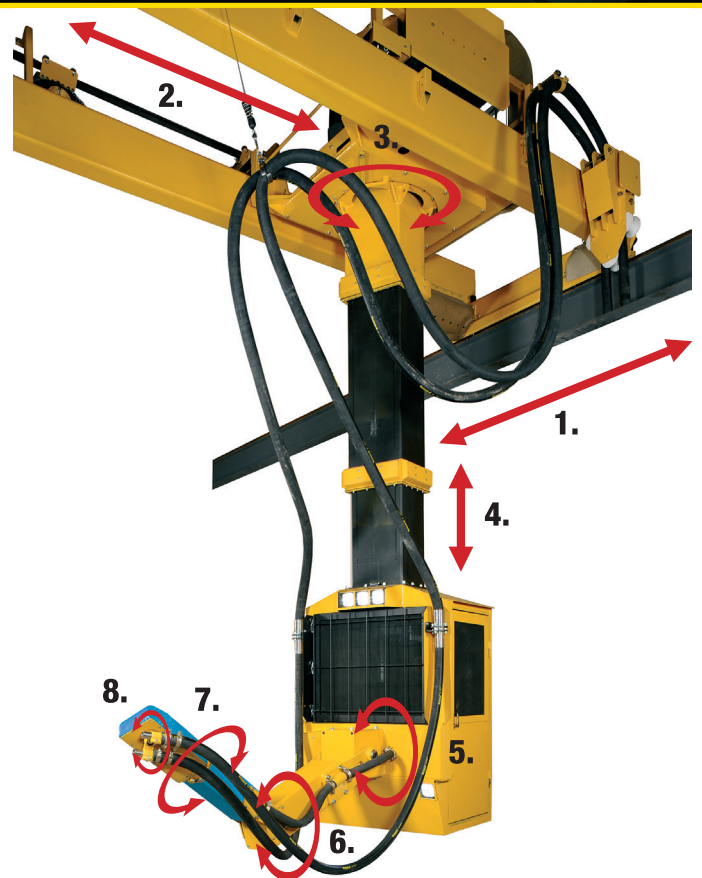
- Complete operational blast room
- Blast pot for robot
- Blast hose
- Blast nozzles

Other

- Rails for the robot
- Transfer car for the workpiece
- Warranty extension
- Installation services

OPERATIONAL PARAM.

Nozzle diam.	6 - 19 mm
Nozzle diam.	1/4" - 3/4"
No. Of Nozzles	1 or 2
Air Pressure	4 - 11 bar
Air Pressure	50 - 150 PSI
Cleaning rate200 m ² /h
Cleaning rate2150 ft ² /h



NOTE: We reserve right to make technical changes or modify the content of this document without prior notice. With regard to purchase orders, the agreed particulars shall prevail. Blastman does not accept any responsibility whatsoever for potential error or possible lack of information in this document.