

||||||| TUB VIBRATORS – MODEL RANGE TFM |||||||



## TROWAL SURFACE FINISHING Tub vibrators – model range TFM

### APPLICATIONS

Tub vibrators with their rectangular work bowl are ideal for finishing mid size to large parts, even, depending on the size of the work bowl, very large parts. Normally, the parts are placed into the work bowl loose where they are freely rotating within the processing media.


### DELICATE PARTS

Parts which cannot touch each other during the process because of the risk of part impingement are either clamped with special work piece fixtures, or they are placed individually in separate processing chambers in the work bowl created by special dividers.

### ALL-PURPOSE MACHINES

Tub vibrators are “all-round” mass finishing machines that are used for a broad range of applications:

- General deburring
- Heavy duty radiusing (edge breaking)
- Surface smoothing
- Polishing
- De-greasing
- Surface cleaning
- Pickling, descaling, derusting



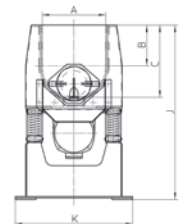
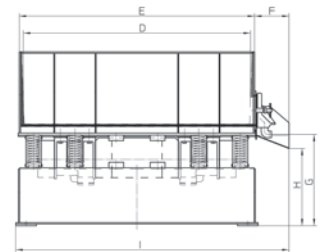
	49/21	58/32	83/37	110/46	165/46	120/56	220/56	120/91	150/125	210/150
A	210	320	370	460	460	560	560	910	1,250	1,500
B	140	190	210	295	295	360	360	455	625	450
C	245	350	395	525	525	640	640	910	1,250	1,200
D	490	570	820	1,100	1,650	1,200	2,200	1,200	1,500	2,100
E	532	622	880	1,160	1,710	1,260	2,264	1,274	1,580	2,180
F	200	200	200	250	250	250	250	260	260	260
G	620	625	630	665	665	680	665	720	850	1,050
H	530	530	550	560	560	594	560	630	725	930
I	732	860	1,120	1,435	1,985	1,525	2,525	1,555	1,860	2,500
J (empty)	938	1,040	1,130	1,285	1,280	1,413	1,400	1,675	2,175	2,330
K	540	670	710	850	850	1,290	980	1,300	1,980	2,150
Outlet Ø	140	140	140	200	200	200	200	320	320	320
No of Outlets	1	1	1	1	2	1	2	1	2	2

Dimensions in mm

	49/21	58/32	83/37	110/46	165/46	120/56	220/56	120/91	150/125	210/150
Drive power – standard version (kW)*	1 x 0.37	1 x 0.4	1 x 1.0	1 x 2.0	2 x 2.0	1 x 3.5	2 x 3.5	1 x 4.5	1 x 7.0	2 x 7.0
Drive power – ball burnishing version (kW)*	1 x 0.75	1 x 0.75	1 x 1.2	1 x 3.0	2 x 3.5	1 x 7.0	2 x 7.0	n.a.**	n.a.**	n.a.**
Lining thickness (mm)	10	12	15	20	20	22	22	25	25	25
Usable volume (l)	15	42	80	165	250	270	485	700	1,650	3,300

\*Standard speed = 1,500 RPM; variable speed with frequency inverter, speed range 1,000 – 2,800 RPM, optional

\*\*Not available for ball burnishing



## HIGHLY COST EFFECTIVE EQUIPMENT

Despite their sturdy design the Trowal TFM tub vibrators are competitively priced and offer an excellent value relative to their purchase price.

## CROSS SECTIONAL WORK BOWL PROFILE

The cross section of the TFM tub vibrators is U-shaped with straight walls, thus providing easy access for loading large components across the complete work bowl width. A triangular wedge built into the side wall of the work bowl for better rotation of the part/media mass is available as an option.

## DRIVE SYSTEM

The induced vibratory energy in the TFM machine range is generated with proven standard foot mounted vibratory motors. Depending on the work bowl length the TFM tub vibrators are equipped with either one or two vibratory motors. All our vibratory motors are lifetime lubricated.

## BALL BURNISHING AND PRESSURE DEBURRING

The smaller TFM models are also suitable for ball burnishing and pressure deburring with steel media.

The ball burnishing versions feature

- a specially re-enforced work bowl
- vibratory motors with a higher drive power
- Acid resistant work bowl lining and painting of the complete machine with acid resistant paint

**WALTHER  
TROWAL!**

Walther Trowal GmbH & Co. KG

Rheinische Straße 35-37 | D-42781 Haan

Tel. +49(0)2129-571-0 | Fax +49(0)2129-571-225

info@walther-trowal.com | www.walther-trowal.com